

SEPTEMBER 2021

NATIONAL 4-H WEEK IS OCTOBER 3-9TH

THIS YEAR'S THEME IS:

"Find Your Spark!"



THE 4-H PLEDGE

I pledge:
my Head to clearer thinking,
my Heart to greater loyalty,
my Hands to larger service
and my Health to better living,
for my club, my community,
my country and my world.

4-H MOTTO

"To Make the Best Better"
Adopted 1927

4-H SLOGAN

"Learn by Doing"



4-H COLORS

"Green and White"

The white symbolized purity.
The green is nature's most common color
in the great outdoors, emblematic of
springtime, life and youth.

<i>Description:</i>	<i>Page</i>
National 4-H Week	Cover
Congratulations to Josh Loomis	2
Congratulations to Seniors	2
Calendar dates	2
Year End Paper work	2-3
National 4-H Week Club Displays	3
Leader's Corner - New Year Enrollment	3-4
TSC & 4-H Paper Clover Fundraiser	5
Annual 4H Local Products Fundraiser	5
Workshops:	
4-H Needle Arts	6
4H Pie Workshops	6
4-H ABC Conference	6
Join 4-H Teen Council	6
Garden Tips	7
Recipes & Measuring Tips	7-8

Published by:

Cornell Cooperative Extension of Cortland Co.
60 Central Ave, Room 140
Cortland, NY 13045

4-H PROGRAM COMMITTEE:

Joan Ann Lehman (Tink)
Martha Bush Joel Riehlman
Matt Sharpe Yvonne Moore
Mary Mackey

4-H Staff:

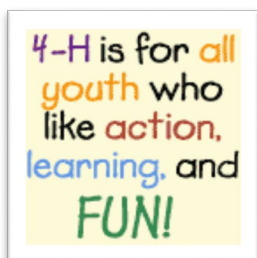
David Rutherford Executive Director
dcr25@cornell.edu 607-391-2660

Rebecca Ireland-Perry 4-H Team Leader
rli3@cornell.edu 607-391-2665

Dana Havas Agriculture Team Leader
dmh353@cornell.edu 607-391-2664

Claudia Hitt Horticulture Educator
cwh7@cornell.edu 607-391-2668

Jackie Hartnett Admin.Assist/4-H Horse
jd28@cornell.edu 607-391-2661



THE 4-H MONTHLY NEWSLETTER FOR CORTLAND COUNTY

clover

dispatch

**GRATULATIONS TO JOSH LOOMIS
THE EASTERN VALLEY 4-H CLUB**

Josh placed first in the 2021 4-H Sate Tractor Operator's Contest at SUNY Morrisville!



**JOSH LOOMIS
1ST PLACE 4-H STATE TRACTOR
CONTEST**

**CONGRATULATIONS TO
2021 GRADUATED SENIORS!**

Brooklin Drake will be attending SUNY Cobleskill this fall majoring in Ag. Business/Ag Education.

Blaine DuVall graduated from Cincinnatus School with honors. She is taking a year off to work and save for college taking business classes and helping with A New Leaf Greenhouse with gramma.

Mikaela Eichorst will be attending Bryant Stratton majoring in accounts and playing basketball.

Jackson Slade will be attending SUNY ESF majoring in Environmental Resource Engineering. Jackson graduated from Groton High School and receiving his associate degree from TC3.

Gabriel Teeter will be attending SUNY Morrisville this fall majoring in wood products technology.

Tom White - graduated from Marathon school.

4-H Pledge

pledge ...
My head to clearer thinking, my heart to greater
loyalty, my hands to larger service, and my
health to better living, for my club, my community,
my country and my world.

CALENDAR DATES

SEPTEMBER 2021

- 6 **OFFICE CLOSED-LABOR DAY**
- 10 **Personal Page Form** Due to Leaders from 4-H'ers
- 15 **4-H Leaders** -Year End Paperwork Due to the 4-H office.

OCTOBER 2021

- 1 **4-H NEW YEAR STARTS**
- 7-8 Draft Horse Sale at Fairgrounds
- 4 Teen Council Meeting 7PM
- 11 **OFFICE CLOSED - HOLIDAY**
- 6-17 TSC - Paper Clover Fundraiser

NOVEMBER 2021

- 6 **4-H ACHIEVEMENT NIGHT AWARDS**
- 13 **AG TRIVIA NIGHT** sponsored by Farm Bureau and Fairboard. Parents choose your team now!
- 25-26 **OFFICE CLOSED - THANKSGIVING**

**YEAR END - 4-H PAPER WORK
DEADLINE SEPTEMBER 15TH!**

Leaders & Independent Members:

Don't forget to turn in your paperwork and summaries for your club activities; and turned into the 4-H office. This will help us complete the year-end reports and fiscal information to the NYS 4-H office. We have [downloadable forms](#) on our website for easy access: Also...check out the events

calendar Dates have been added for activities and programming for your review!

Link to CCE website:

<http://cortland.cce.cornell.edu/4-h-youth/4-h-forms>

- **Honor Club Form**
- **Community Service Form**
- **Summary of Project Records** (of each member).
- **Cloverbud Record Book**
- **4-H Club Program for next year**
- **Treasurer Report Form-** (Ending balance record).
- **Permanent Record Form** (completed by 4-H'er (for members/scrapbook).
- **Personal Page Form** (completed by 4-H'er for leader, filled out by member on the completed projects done for current 4-H year).

• **4-H'ers & Cloverbuds personal forms to your leader by September 10th.**

• **4H Leader's – forms turned into the 4-H office by Wednesday, September 15th.**

**NATIONAL 4-H WEEK
OCTOBER 3-9TH, 2021**

Theme:
“Find Your Spark!”

Tool Kit: <https://4-h.org/professionals/marketing-resources/4-h-week-toolkit/>

DISPLAY CONTEST:

1. Must be in Cortland County store or business window, school or bank - a place where it will be seen by the public. Must pertain to the theme ***“Find Your Spark!”***
2. Must include club name and 4-H week dates, October 3-9, 2021.
3. Must be in place by 6:00 PM Sat., October 2nd and remain in place through Mon., October 11th.
4. Be sure to notify the 4-H office by Wed., September 29th regarding the location of the exhibit (607-391-2660).

POSTER CONTEST

1. One poster per club or individual. (Poster should not be part of “display contest.”)
2. Posters - standard poster board, 22" x 28"
3. Poster must include the following information:
 - National 4-H Week dates - October 3-9, 2021.
 - 4-H club name and contact info for the 4-H Office: Address: 60 Central Ave., Rm 140, Cortland, NY Phone: 607-391-2660-Website: cortland.cce.cornell.edu
 - **Incorporate the theme: “Find Your Spark!”**
- Any media may be used: paint, markers, etc.
- Poster must be put up in a public place in the county by 6:00 PM on Sat. Oct. 2nd.
- Be sure to notify the 4-H Office by Wed., September 29th as to where the posters are placed. Posters will be evaluated by the 4-H Office for judging. Please ask the storekeeper to save the poster until the 4-H office picks it up!



4-H LEADER NEWS CORNER



**2021-2022 4-H YEAR
ENROLLMENT PROCEDURES**

- New 4-H Clubs must be established by 12/31/21 to get credit for the year.
- Deadline for re-enrollment for **all** clubs and independent members is 11/01/21.
- Current club members and independent members must re-enroll by 12/31/21 to avoid late charges on enrollment fees.

(New Changes...)

- All youth must be re-enrolled by 12/31/21 in order to show animals at the Cortland Jr. Fair 2022.
- New Member Enrollment is due within 30-days of the first 4-H club meeting attended, but before participation in any county, regional or state event or activity.
- New members who enroll after June 1, 2022 will not be able to enter animal exhibits for the Cortland Co. Jr. Fair or the New York State Fair.

NOTES

- Members not enrolled will not receive the Clover Dispatch and are not covered by our insurance.
- 4-H age: Youth must be 8 yrs. old on or before 12/31/21, and cannot have reached their 19th birthday by 1/1/22.
- Cloverbuds need to be 5 yrs. old on or before 12/31/21 during the club year, and cannot have reached their 8th birthday by 1/1/22.

ANNUAL ENROLLMENT FEE

Please include enrollment fee with forms.

- \$5.00/youth for Cortland County residents, with a maximum of \$25/family - (late enrollment fee: \$15/youth).
- \$15.00/youth for out-of-county residents, with a maximum of \$45/family - (late enrollment fee: \$25/youth).

4-H LEADERS CREED.....

I believe:

- The 4-H member is more important than the 4-H project.
- Learning how to do the project is more important than the project itself.
- 4-H'ers should be their "own" best exhibits.
- No award is worth sacrificing the reputation of the member or leader.
- Competition should be given no more emphasis than other fundamentals of 4-H work.
- Enthusiasm is caught, not taught.
- To learn by doing is fundamental in any sound educational program and is characteristic of the 4-H program.
- Generally speaking, there is more than one good way to do most things.
- Every 4-H member needs to be noticed, to feel important, to win and to be praised.
- Our job as a leader is to teach 4-H members how to think, not what to think.

4-H CLUB PROGRAM PLANNING

One of your first responsibilities each year as a 4-H leader is to help your club plan a program for the year. Planning a club program takes time, but this is time invested in the success of your 4-H club. Good programs don't just happen, but require pre-planning.

Why Plan a Program for Your 4-H Club?

Conducting a 4-H club without a club program is like taking an ocean voyage without a navigator and with not any particular port in mind. You are going somewhere but no one knows for sure where! Putting a program on paper has many advantages.

Here are a few:

- Encourages the establishment and attainment of goals.
- Permits more participation on the part of the members and parents
- Enables project leaders, instructors and guest speakers to be better prepared. Effective teaching takes advanced preparation.
- Promotes better attendance and participation by members, because they are informed in advance of plans, as well as changes in plans when necessary.
- Helps correlate local clubs programs with leader training programs and other county, district and state programs.
- Leaves opportunities for some free time when desired by the group.
- Makes for a better balance of work, play and community services activities
- Let's parents and others know more about work. (Be sure to provide a copy of the calendar events to each family).

A well-planned program will:

- Provide members with significant roles
- Meet the needs of all participants.
- Share responsibilities among members
- Insure a balanced program
- Provide practice in cooperation.
- Provide practice in planning skills.
- Avoid calendar conflicts.

Each club year plan should design with each of the following outlined:

- Time and place of meetings
- Business agenda
- Demonstrations and talks
- Recreation

An average 4-H Club program may consist of:

1. Two or three projects running six weeks each (this is just an average)
2. At least one community service project.
3. A minimum of six business meetings interspersed throughout the year.
4. Recreational activities for each meeting and special events as desired.
5. Participation in area, county or regional events that interest your club members and relate to your club project work (i.e. Public

- Presentation Workshop; Public Presentation Day; Fashion Revue, County fair, etc.)
6. Educational tours and guest speakers.
 7. At least one demonstration opportunity for each member.

Remember, a 4-H club program is a plan and therefore flexible. It is intended for use as a guide and as such you should be amended as needed. When you have completed your program, send a copy to the 4-H office.

At the end of the year, you can use your club program to evaluate the progress you have made during the year and make decisions about what you want to do the next year. **A note of caution...** Be realistic in your expectations; start with a few things you know you can accomplish. It is better to add things you know you can accomplish. It is better to add things as you go along than to reach the end of the year and find you have been unable to do most of what you planned because you over planned.



**Cortland Co. CCE/4-H
website
cortland.cce.cornell.edu**

You will find necessary forms, announcements and events posted on the website. If you subscribe to posts on the Announcements Page, you will receive an email when something new is posted.

You **must have a minimum of 6 business** meetings a year-the rest that you plan can be field trips, activities etc. You can always do a business meeting every time if that is what you want!

Secretary Reports are due to the 4-H office by the 7th of every month for the previous month's meeting. By getting your reports in on time, your secretaries are eligible to be chosen as secretary of the month, and one overall for honor secretary of the year. Secretary reports can be emailed (*form is on website*) to Jackie (jdh28@cornell.edu).

A helpful hint for the beginning of the year: set up a notebook with a personal page or permanent record sheet for each member (also on the website), and as a project is completed they can record it there. This will save time at the end of the year when everyone is scrambling to remember what they did! Time spent on planning is well spent. Begin now to get your club on the right track.

Good Luck! Rebecca Ireland-Perry

4-H Pledge

pledge ...
 My head to clearer thinking, my heart to greater
 loyalty, my hands to larger service, and my
 health to better living, for my club, my community,
 my country and my world.

TSC & 4-H PAPER CLOVER OCTOBER 6-17, 2021

Each Spring and Fall, Tractor Supply will help raise money for 4-H programs with the Paper Clover Campaign, a national in-store fundraiser that benefits 4-H programming.

As we have to be careful with the health guidelines, clubs won't be able to do activities at the store, but there are other ways for 4-H families to invite the community by contributing for the fundraiser.

1. Donating in store at the register
2. Donating online at the checkout when making a purchase on tractorsupply.com. (Donations will be assigned to states based on the shipping location).
3. Donating by phone when you call TSC Customer Solutions at 877-718-6750.

ANNUAL 4-H LOCAL PRODUCTS FUNDRAISER

Check the 4-H Website or ask your 4-H leader for your order forms!

4-H Local Products Annual Fundraiser.

- Each club will receive 50% of their profit, the other 50% goes to support 4-H programming.
- Extra order forms will be available in the 4-H office and on our website.
- Ordering will start in October and Pick up will be early December.
- This year there will be on-line ordering option.
- We will be adding new items this year!

**MORE INFORMATION WILL BE
COMING SOON!**

4-H NEEDLE ARTS WORKSHOPS

Are you creative and love to work with your hands? If so, this project is for you!

Needle Arts includes needlework of all types, which are decorative sewing handicrafts and art forms. Needlework uses many different forms of threadable materials, and tools can include hooks, shuttles and many different sizes and shapes of needles. Crafts include Crochet, Knitting, Tatting, Macramé, Needle Point, Cross Stitch, Embroidery, Needle Felting, Punch Needle, Sewing, Quilting, plus many more.

If this sounds interesting to you, come to our introductory meeting on Tuesday, October 12th at 6:30 p.m. at the 4-H Office.

Pre-registration by October 8th required at: <https://reg.cce.cornell.edu/Needlearts> 211

4-H PIE OF THE MONTH WORKSHOPS

We will be starting a series of monthly workshops to learn all about making different types of pie! Our first one will be:

Apple Pie Workshop

- Thursday, October 21st
- 6:00 p.m.- 8:00 p.m.
- Cortlandville Masonic Lodge, 1883 Rt. 13, Cortland, NY
- Class size is limited, ages 8 and up.

Do you love apple pie and want to know how to make it yourself in your home kitchen? This pie making workshop is the answer! Youth age 8-18 can learn basic pie making skills and learn the tips to making flaky crusts and yummy fillings. You'll leave the workshop with recipes, the knowledge to recreate it at home, the pie you made in class, and great ideas for fair entries!

The cost of the workshop is \$7.00 per youth for enrolled Cortland County 4-H members (\$10 for non-enrolled or non-Cortland County 4-H enrolled), space is limited. Deadline to sign-up is October 15th. Payment must be received before the class.

Online registration is available at: <https://reg.cce.cornell.edu/ccecortlandpie-1-2> 211

4-H ABC CONFERENCE

The 2021 4-H Agri-Business Career Conference (ABC Conference) will be held in an abbreviated format on Friday, October 22 from 9am-4pm (no overnight) at SUNY Cobleskill.

Highlights include:

- Campus tour, with featured stops at the Carriage House and the new dairy processing center
- Small group study sessions with faculty/staff (including Animal Science, Plant Science, Fisheries, Ag Engineering & Ag Business)
- Panel discussion with admissions, current students and graduates

Registration fee is \$20 per 4-H member, \$10 per chaperone (includes lunch and all conference materials). Conference is open to all 4-H members 14 years of age and older. Registration deadline is October 8, 2021. Payment must be sent in by October 14 to the 4-H office. 4-H Trip Fund will cover registration for up to ten (10) 4-H members, contact 4-H office for information.

Registration link:

<https://reg.cce.cornell.edu/ABC2021> 211

4-H TEEN COUNCIL

Are you interested in becoming a strong leader in the 4-H Community and beyond? 4-H Teen Council is a county-wide program that invites youth 13 years old and older to learn about leadership, citizenship, trust, financial management, and fun while meeting new, diverse friends from around the county.

Information about 4-H Teen Council:

- Youth must be at least 13 years of age to join
- 4-H Teen Council is a great place to meet new friends
- Members can be from any community within Cortland County
- You can belong to 4-H Teen Council in addition to your regular club
- 4-H Teen Council meets the first Monday of every month, except July and August
- 4-H Teen Council controls an annual budget each year.
- Members decide how much of the budget they would like to use to subsidize teen council trips, scholarships, community service, and maintenance on the food booth fairgrounds.
- Members may participate in as many trips sponsored by Teen Council as they see fit.
- The officers of 4-H Teen Council are elected from within the membership.

GARDEN TIPS



Keep your annuals looking good and force them to continue flowering by deadheading. This is simple cutting off the dead flower heads or seed pods. When plants are allowed to go to seed they quit flowering, so by eliminating the seed pods the plant will keep flowering, in order to make more seeds. This concept works well for annuals, but not necessarily perennials.

With all the rain we have had this year it has been an easy year to keep the weed pulled. Don't let up now. One weed going to seed can contaminate the whole garden, so keep those weeds pulled.

Claudia Hitt, Horticulture Educator



THANKSGIVING ICE CREAM CONE

CORNUCOPIA CRAFT

Make your own edible cornucopia! Simply fill a sugar cone up with your child's favorite snack, and discuss how the cone looks like a cornucopia. Our daughter loved doing this fun Thanksgiving activity - and she enjoyed eating it even more.

What you'll need:

Ice cream cone/sugar cone

Favorite snack, goldfish Xtra Cheddar & Pretzels

How to make your edible cornucopia craft?

Fill the ice cream cone up with your child's favorite snacks. Enjoy!

Source: allkidsnetwork.com

BLUEBERRY OAT BREAD

2/3 cup packed brown sugar

3/4 cup milk

1/2 cup vegetable oil

2 eggs

2 1/4 cups all-purpose flour



1 cup quick-cooking oats
1 tablespoon baking powder
1 teaspoon ground cinnamon
1/4 teaspoon salt
1 cup fresh frozen blueberries

Directions:

1. Heat oven to 350°F.
2. Grease bottom only of 8" or 9" loaf pan.
3. In large bowl, mix brown sugar, milk, oil and eggs with spoon. Stir in remaining ingredients except blueberries; beat 30 seconds. Fold in blueberries. Pour into pan. Sprinkle with additional oats if desired
4. Bake 45 to 55 minutes or until toothpick inserted in center comes out clean.

Cool 10 minutes. Loosen sides of loaf from pan; remove from pan to wire rack. Cool completely, about 2 hours, before slicing.

Source: *University of Nebraska Extension.*



Blueberry Muffins

Ingredients

1/2 cup vegetable oil
1 cup sugar
2 egg
1/2 cup milk, low-fat
1 teaspoon vanilla
2 cups flour
2 teaspoons baking powder
1/2 teaspoon salt
2 cups blueberries (fresh or frozen)

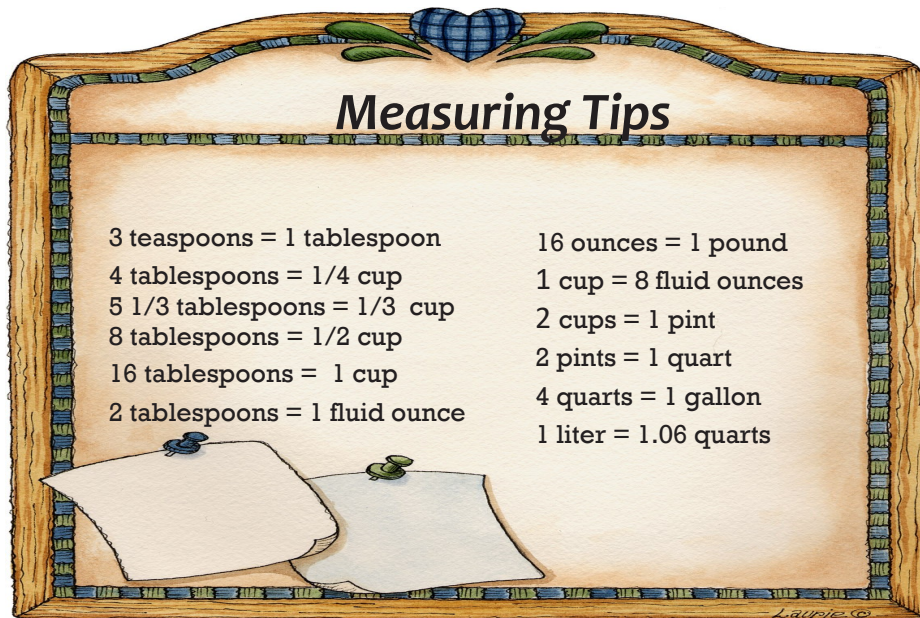
Materials

Large mixing bowl, mixing spoon, medium mixing bowl, muffin pans

Steps


1. Preheat the oven to 375 degrees.
2. Grease the muffin pans.
3. In a mixing bowl, stir the oil & sugar until creamy.
4. Add eggs, milk and vanilla. Mix until blended.
5. In a medium mixing bowl, stir together the flour, baking powder, and salt.
6. Add the flour mix to the oil and sugar in the large bowl. Stir together.
7. Stir the blueberries into the batter.
8. Fill each muffin cup 2/3 full with batter.
9. Bake for 25 to 30 minutes.

Source: *Southern Tier Eat Smart NY*



Measuring Equipment

You have to follow a recipe carefully to prepare food you'll enjoy making and serving. Measuring is very important to the success of a recipe. There are special utensils to use to help measure ingredients. It's easy to measure correctly if you use standard tools. Never substitute a dry measuring cup for a liquid measuring cup. It is easy to spill fluids when a dry measuring cup is filled to the top.




Dry Measuring Cups

These cups usually come in a set of four and include a 1/4 cup, 1/3 cup, 1/2 cup, and a 1 cup. Some sets include additional sizes.

Liquid Measuring Cups

Liquid measuring cups have a pour spout and a space above the last measuring line so liquids don't spill during measuring and pouring.



Measuring Spoons

These are used for measuring small amounts of both liquid and dry ingredients. It's convenient to have two sets to eliminate the need to rewash them in the middle of food preparation.